

Introducing Graffiti MDL: For When One is Not Enough.



The ultimate modular flexibility; 20 possible round or square adjustable combinations. Mix and match a duo of your choice.

[Click here for Data Sheet](#)



1. Mix

Your favorite flavor of
downlight trim and add
a wall wash

2. Match

A couple of
downlights or wall
washers

3. Adjust

Easy field adjustment
including wall wash
orientation



www.graffitilighting.com

 specialty
lighting industries

All the flavors in a double.



Apertures/Trims

GR (Regress), GRO (Open Regress), GRF (Flat), GRW (Wall Wash)

Drivers

Lutron, EldoLED, Phase Cut / Triac, 0-10, Ecosystem, DALI

LED

Citizen, Ambient Dim, Xicato

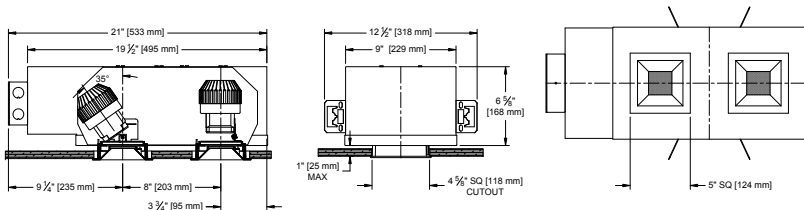

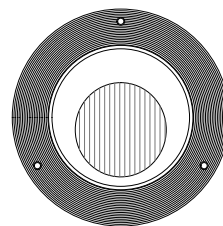
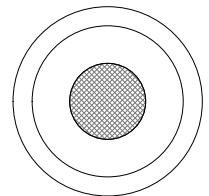
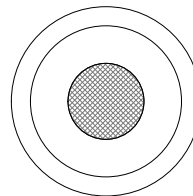

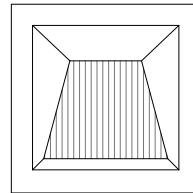
Lens/Optics

15°, 24°, 38°, 60°

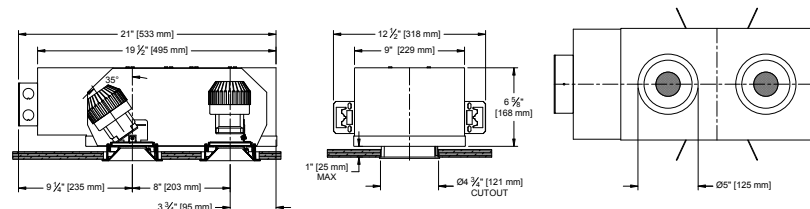
When one Graffiti light is not enough, make it a double. Need some extra light, a couple of wall washers in different orientations or a simply little cost savings to install 1 fixture rather than 2? The Graffiti Multiple Down Light (MDL) is the answer.

Offered with all the Graffiti options you are accustomed to, the MDL expands its flexibility. In addition to having 2 fixtures in a single housing, the modular design accommodates wall wash and downlights to be combined and allows field swapping of fixture modules and change of orientation of the wall wash.

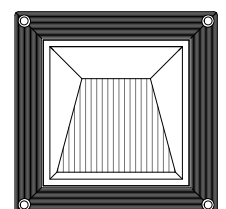
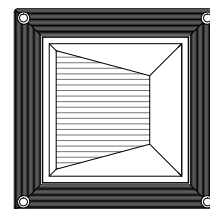
As the creative spirit of its name implies, Graffiti™ systems provide all the quality Specialty Lighting has grown famous for over the last 25 years, but at reduced lead times, affordable price points and innovative technologies that will liberate your creative flair.



Pictured above are the measurements for square housings.



Pictured above are the measurements for round housings.



Shown above are just 4 of the 20 possible combinations for round and square, flanged and fangeless.

